ROMANTIC ARCHITECTURE

ADULT COLORING BOOK

Elowen Hawthorne

If you are happy with this book, please consider leaving a review.
Thank you!

VIRTALIBRY

Copyright © 2026 Elowen Hawthorne

This coloring book is intended for personal, non-commercial use only. The illustrations may not be copied, traced, scanned, redistributed, uploaded, digitally altered, resold, or used for any commercial purpose.



VIRTALIBRY

WELCOME TO ROMANTIC ARCHITECTURE

STEP INTO A WORLD where quiet beauty unfolds through stone, arches, stairways, and hidden spaces shaped by imagination and time. Within these pages, you'll discover a collection of romantic architectural scenes designed to invite curiosity, focus, and unhurried creativity.

Each illustration explores a different kind of place — intimate balconies, winding passages, secluded courtyards, glowing windows, and storybook structures that feel both timeless and dreamlike. Some scenes are expansive and layered, others more focused and contemplative, offering a range of coloring experiences to suit your pace and mood.

This book is designed for slow, mindful coloring. The connected lines, repeating forms, and architectural details encourage patience and presence, drawing your attention gently from one shape to the next. Whether you color for a few quiet moments or settle into a longer session, each page invites you to engage fully with the process.

There are no rules here — no right colors, no expected palettes. Follow your instincts. Explore contrast or subtle harmony. Move carefully, revisit pages, or let a piece unfold over time. This book isn't about finishing quickly, but about enjoying the act of coloring itself.

Let the structure guide you. Let the color be entirely your own.

COLORING TIPS & PAPER CARE

TO HELP YOU ENJOY the best possible coloring experience, each illustration in this book is printed on its own page. This allows you to focus on one design at a time and helps reduce visible show-through from neighboring pages.

For best results, we recommend using dry coloring mediums such as colored pencils, gel pens, crayons, or fine liners. If you prefer to work with heavier pressure or layered color, placing a protective sheet of paper or cardstock behind the page you're coloring is suggested. This helps preserve the artwork beneath and keeps the pages in good condition.

If you enjoy testing colors or blending techniques, using a separate scrap sheet can be helpful before applying color to the illustration. Taking small steps allows you to build depth and detail gradually, enhancing both the process and the final result.

VIRTALIBRY

COLORING TEST PAGE



VIRTALIBRY

VIRTALIBRY

VIRTALIBRY

VIRTALIBRY

VIRTALIBRY

VIRTALIBRY

VIRTALIBRY

VIRTALIBRY

Café
de la
Lune
- Since 1888

VIRTALIBRY

VIRTALIBRY



VIRTALIBRY

VIRTALIBRY

VIRTALIBRY

VIRTALIBRY



VIRTALIBRY

TEA ROOM

VIRTALIBRY

VIRTALIBRY

VIRTALIBRY

VIRTALIBRY

VIRTALIBRY

THE
OWL &
& OAK
INN

VIRTALIBRY

Shop

VIRTALIBRY

VIRTALIBRY

VIRTALIBRY

VIRTALIBRY

VIRTALIBRY

VIRTALIBRY

VIRTALIBRY

VIRTALIBRY

VIRTALIBRY

VIRTALIBRY

VIRTALIBRY

VIRTALIBRY


THE CURVING LEAF
CAFÉ

VIRTALIBRY

VIRTALIBRY

VIRTALIBRY

VIRTALIBRY

VIRTALIBRY

VIRTALIBRY

VIRTALIBRY

VIRTALIBRY

VIRTALIBRY

VIRTALIBRY

VIRTALIBRY

VIRTALIBRY

VIRTALIBRY

VIRTALIBRY

VIRTALIBRY

VIRTALIBRY

VIRTALIBRY



VIRTALIBRY